



Centre for Distance & Online Education (CDOE)

Central University of Himachal Pradesh

(ESTABLISHED UNDER CENTRAL UNIVERSITIES ACT 2009)


“Accredited by NAAC with A + Grade with CGPA of 3.42”

Dharamshala, Himachal Pradesh-176215 - INDIA



An indicative Setup for taking the Online End-Semester Examination

The picture below depicts the ideal set up for taking the Online Examination:






Make sure your laptop, power bank and mobile are fully charged and you have access to uninterrupted power supply from an inverter etc.

You can use a PC instead of the laptop shown above but make sure it has a web camera and a microphone installed. Candidates will need to also have their android mobile / second device handy and ready. The mobile needs to have a working camera / microphone which will be used for viewing the room from the side /back in addition to

the Laptop/PC from which the exam will be taken. You need to install **UCanAssess** app from (Link: <https://play.google.com/store/apps/details?id=com.ucanapply.ucanassess>) the Google play store.

In case you do not have a suitable mobile stand for placing the mobile phone on the side, you can make the same using the simple process shown below with only a knife and a normal paper cup:

<p>Step 1 : Paper Cup + Knife</p> 	<p>Step 2 : Mark a 1 cm thick slot on the bottom of the cup</p> 
<p>Step 3: Cut the slot using the knife</p> 	<p>Step 4 : Prop up the mobile in the cut slot and adjust if required.</p> 